

ProAlign[®] Alignment Systems

Optimized for speed and efficiency

NEW



PRELIMINARY

QuickGrip® wheel adaptors & high-definition targets

Hunter's patented QuickGrip® adaptors and high-definition targets accelerate service with set-up times in seconds instead of minutes...



PATENTED

Extremely Fast Installation

- ✓ Spring-loaded arms grip the tire
- ✓ Thumb switch secures the clamp
- ✓ Off-center clamping has no effect on accuracy



PATENTED

Avoid Damage to Expensive Rims

- ✓ Grips tire, not rim
- ✓ No metal-to-metal contact
- ✓ Only protective ring contacts rim



PATENTED

Less Weight

- ✓ Weighs only 3.3 kg (7.4 lbs.)
- ✓ Nearly 40% lighter than previous designs



EXCLUSIVE

QuickComp™!

Compensate all wheels and capture initial measurements in one motion.

S*PATENTED***Revolutionary adaptor design!**

- ✓ Faster setups!
- ✓ No metal-to-metal contact!
- ✓ No knob twisting!

*PATENTED***Quick-Change Hooks**

- ✓ Interchangeable hooks cover up to 940 mm (37 in.) assemblies

- ✓ One set of hooks fits most applications

*PATENTED***Deep-Wheel Extension**

- ✓ Deep rims or protruding hubs, no problem
- ✓ Standard accessory

*PATENTED***Low Maintenance**

- ✓ Shop-tough polymer structure withstands drops
- ✓ No electronics, cables or calibration
- ✓ Only occasional cleaning required



Alignment measurements in just minutes!

ProAlign® alignment systems using HawkEye® digital imaging technology offers shops alignment service optimized for speed and efficiency with simple operation and low cost of ownership.

Digital cameras measure the position and orientation of the wheels with pinpoint accuracy using reflective targets.



1. Select the Vehicle

- ✓ Recall specifications



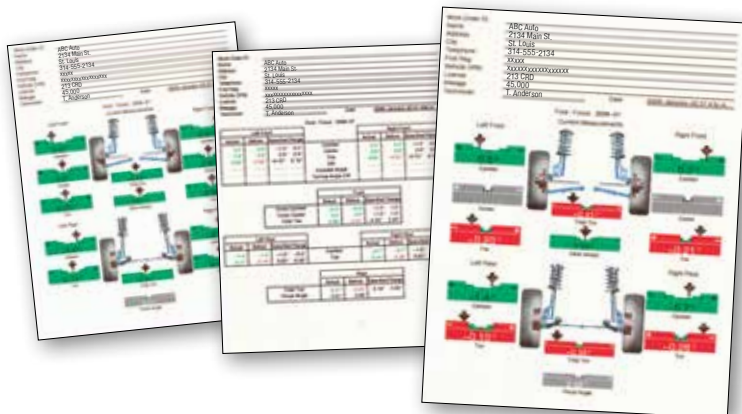
2. Measure Angles

- ✓ Install targets
- ✓ Capture measurements
- ✓ Review "before" results



3. Make Adjustments

- ✓ Follow the adjustment instructions
- ✓ Print before-and-after results



Present Your Results!

- ✓ Sell more alignments
- ✓ Generate greater profits

Perform alignments at ANY height

The versatility of the HawkEye® digital imaging technology allows shops to perform alignments on the floor or at any lift height.



Camera height is easily adjusted from the side of the unit.

PATENTED

Reduce long-term cost of ownership

The reflective wheel targets provide a low cost of ownership and require virtually no maintenance.

- ✓ No electronics at the wheel
- ✓ No cables or batteries
- ✓ No downtime from accidental drops

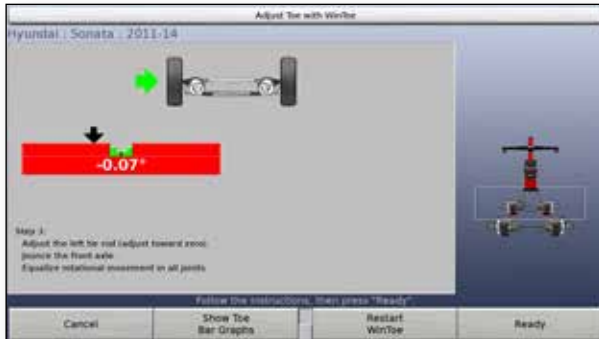


OPTIONAL

*Adapter
Storage Post
(20-3496-1)*



Powerful software features reduce alignment times and increase productivity!



EXCLUSIVE

WinToe® Adjustments

Ensure a straight steering wheel every time without repeated adjustments or using a steering wheel holder.



EXCLUSIVE

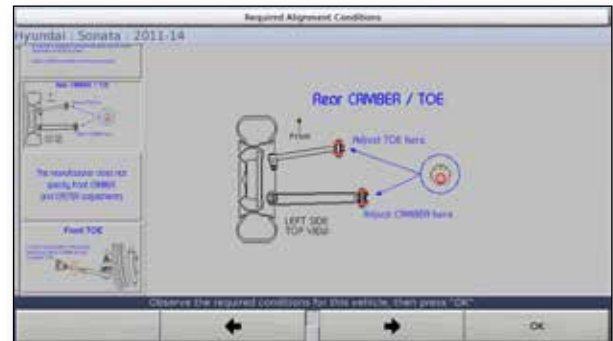
Control Arm Movement Monitor

Cut adjustment times in half for front-shim, dual-cam or dual-slot vehicles. Step-by-step graphics let you get it right on the first try.




Shim-Select® II

Eliminate confusing shim charts and tables. Shim-Select® II quickly calculates and displays the template you need for proper shim installation.



Easy-To-Follow Illustrations

Over 500 adjustment illustrations provide diagrams and instructional information of recommended Original Equipment Manufacturer (OEM) adjustment methods.



ProAlign® printouts help sell work

Explain needed parts and repairs and show completed work to customers using detailed, color-coded printouts.

Clear and detailed printouts help you communicate and build rapport with your customers and sell more alignments.

Console configurations



PA210E
Shown with
24-in. LCD



PA220E
Shown with
HS222MLAE
and 24-in. LCD



PA260E
Shown with
HS222CMAE
and 24-in. LCD

Models

PA210E – Mobile console (Not compatible with HS222CMAE sensors)

Console dimensions	1486 mm (H) x 699 mm (W) x 597 mm (D) 58.5 in. (H) x 27.5 in. (W) x 23.5 in. (D)
--------------------	---

PA220E – Column-mount console (For HS222FCAE and HS222MLAE sensors)

Console dimensions	1016 mm (H) x 914 mm (W) x 534 mm (D) 40 in. (H) x 36 in. (W) x 21 in. (D)
--------------------	---

PA260E – Mobile console (For HS222CMAE sensors)

Console dimensions	1651-1727 mm (H) x 813 mm (W) x 635 mm (D) 65-68 in. (H) x 32 in. (W) x 25 in. (D)
--------------------	---

Power requirements 100-240V, 3.5A-1.75A, 1PH, 50/60Hz

Monitor is not included with mobile or column-mounted consoles.

* If language is other than English, German, Spanish, or Russian, then keyboard is not provided.

** Requires XF Pod Kit, 20-2072-1.

Standard equipment

- ✓ Brake pedal depressor
- ✓ Keyboard*
- ✓ Steering wheel holder
- ✓ Mouse pointing device

Optional equipment

- | | |
|-------------|---|
| 20-2072-1 | XF Pod kit |
| 20-2910-1 | Hand-held, XF Remote Control and XF Pod |
| 20-2882-1-E | Icon Cordless Remote Indicator** |
| 20-2881-E | Icon Remote Indicator |
| 20-2531-1 | Standard mechanical turnplate (set of 2) |
| 20-2532-1 | Stainless steel mechanical turnplate (set of 2) |
| 20-3496-1 | Adapter Storage Post |

HawkEye® sensor configurations

Space-saving HawkEye® sensors offer enhanced productivity in a small footprint.

HawkEye® sensors can be installed within 25 mm (1 in.) of a wall, saving space at the front of your bay.

	HS222FCAE	HS222MLAE	HS222CMAE	HS222WMAE
Mounting type	Floor	Floor	Cabinet	Wall/ceiling
Adjustable camera range	Not applicable	1460 mm (57.5 in.)	902 mm (35.5 in.)	Not applicable
Mobile (bay-to-bay)			✓	
Drive-through configuration				✓



The fixed-column standard configuration fits most service bay applications.



Manually adjustable camera beam configuration provides a range of motion to achieve additional lift height or to work with the vehicle lowered to the floor.



Cabinet-mounted sensors are mobile to service multiple alignment bays and feature adjustable heights.
Compatible with PA260E mobile cabinet only.



The wall- or ceiling-mounted sensors can be paired with the RX flush-mount scissor lift making them ideal for drive-through service bays handling vehicles with minimum ground clearance.



HunterNet® (HunterNetwork.com) provides front-shop personnel with quick, convenient access to a vast collection of vehicle-specific undercar information to help explain and sell service.

- ✓ Eliminate confusing technical conversations with easy-to-understand videos, animations and images
- ✓ Help your customers make informed decisions
- ✓ Drive repair authorizations to a new level
- ✓ Supplement other counter merchandising tools
- ✓ Make more informed pricing estimates
- ✓ Simplify training of service writers



Complimentary HunterNet® 1-year subscription

included with purchase of ProAlign wheel aligner.

Subscription valid for single-user only. Additional subscriptions required for multiple, simultaneous access.

Hunter Networking Accessories

WiFi Adaptor Kit – 20-3261-1

The PA200 wheel aligner can be connected to a workshop's existing local area network via an Ethernet (wired) connection or by installing the WiFi (wireless) adaptor kit.



Track statistics and generate reports

- ✓ Track alignment activity
- ✓ Store vehicle records to create customer history

Grow your equipment with your business!



PATENTED
CodeLink® tool

WinAlign® with HawkEye Elite® upgrade

WinAlign® alignment software maximizes profit and productivity in your alignment bay.

- ✓ CodeLink® electronic steering reset tool (optional)
- ✓ ExpressAlign® procedures
- ✓ Live Ride Height measurements (optional)
- ✓ Tools & kits
- ✓ WebSpecs® online specification database
- ✓ 100s of additional power tools and training aides

Hunter's HawkEye Elite® alignment system saves valuable shop time and increases profits.

- ✓ Four high-resolution cameras
- ✓ QuickCheck® procedure capability
- ✓ Three-dimensional compact targets

PA220E cabinet not compatible with WinAlign® PC.

Because of continuing technological advancements, specifications, models and options are subject to change without notice.

WinAlign, ProAlign, HawkEye, HawkEye Elite, WinToe, Shim-Select, Level Reminder, Cal-Check, CodeLink, ExpressAlign, WebSpecs, HunterNet, QuickGrip and QuickComp are registered trademarks of Hunter Engineering Company.

0418AHE

Copyright © 2018, Hunter Engineering Company

HUNTER
Engineering Company

www.hunter.com

11250 Hunter Drive, Bridgeton, MO 63044, USA

Tel: 314-731-3020, Fax: 314-731-0132

Email: international@hunter.com

Form 7451-TE-05, 01/18