


TCX70 Tire Changer

Powerful and operator-friendly




Key features at a glance



Easy-to-use controls

- ✓ Simple, three joystick control
- ✓ Touch-sensitive indent controls



Diameter control

- ✓ Operate all diameter functions from a single point
- ✓ Retains diameter until reset




OPTIONAL

Wheel lift

- ✓ Convenient ramp design
- ✓ Easily and safely lift large assemblies






TCX70-E



PATENTED

Leverless mount head

- ✓ Demount bead without levers
- ✓ Minimize operator effort & risk
- ✓ Service runflat & high-performance wheels



Bead press arm

- ✓ Helps mount difficult tires
- ✓ Holds sidewalls into drop-center position



Quick Clamp

- ✓ Safely secures wheel through hub
- ✓ Speeds clamping process
- ✓ Damage-free design



Mount/demount rollers

- ✓ Gently rolls bead from rim
- ✓ No rim contact
- ✓ Match-mounting capable



EXCLUSIVE


Wheel support plate

- ✓ Handles wide range of wheels
- ✓ Damage-free clamping

Technician-friendly controls



- ✓ Easy-to-operate, intuitive controls
- ✓ Three joysticks and three foot pedals control virtually all tire changing operations



Inflation, rotation and wheel lift operations are controlled by foot pedals.

Roller indent


One fluid motion controls demounting activities.

Once bead-loosening roller is set under rim flange, push the joystick to the side to indent.




Diameter control

Adjust rollers to the correct diameter from a single lever.




Swivel tool arms



Tool head

- ✓ Swivels out of the way when raised
- ✓ Resets to same rim automatically
- ✓ Save space over tilt-back designs



Upper roller


- ✓ Moves away to save time on standard wheel service
- ✓ Provides clearance on tall reverse assemblies

Bead press arm

Assists with mounting a difficult tire and eases demounting of a standard tire.



Enhanced features to make your tire service faster and easier



Powerful motor and drive

- ✓ Two-speed drive – 7 & 17 rpm clockwise
- ✓ High-powered electric motor delivers over 880 Nm (650 ft-lbs.) of torque

Match-mounting



The TCX70's bead rollers allow spinning of tire on rim, helping match-mount stiffest point on tire to low spot on rim.



When used with Hunter's Road Force® Elite GSP9700, the TCX70 quickly and easily helps eliminate vibration problems balancers alone can't fix.

Standard accessories

The TCX70 tire changer comes equipped to handle virtually all common tire and wheel combinations.

- A** Large cone
- B** Standard cone protectors
- C** Small cone
- D** Cone spacer
- E** Valve core remover
- F** Bead starting tool



Optional accessories



Blast inflator
RP11-8-11100416

Directs large blast of compressed air exactly where needed to seat the bead.



Clamp adaptor – RP11-8-11100417

Adds clamping capability for truck wheels with large center holes. Adds clamping height for high offset wide wheels.



Wheel lift
RP11-8-11100415

Provides safe and simple lifting of wheel assemblies.

Flange plate kit options

Ideal for plastic clad wheels or reverse wheels where maximum protection is needed. Two flange plate options below work with TCX70.



Heavy-duty
20-3158-1

Standard-duty
RP11-8-11100039



Specifications



TCX70



TCX70 with blast inflator



TCX70 with wheel lift



TCX70 with blast inflator and wheel lift

Power requirements	208-230V, 16A, 50/60Hz, 1ph
Air supply requirements	8-12 bar (115-175 psi)
Mount / demount tool	Leverless head
Clamping type	Center with Quick Clamp
Bead loosening type	Upper / lower roller
Match-mounting capable	Yes
Rim diameter range	12-30 in. (305-762 mm)
Maximum...	
Tire diameter	45 in. (1143 mm)
Wheel width	15 in. (381 mm)
Drive	7 / 17 rpm clockwise, 7 rpm counter-clockwise
Torque	880 Nm (650 ft-lbs.)
Dimensions	
Height	2135 mm (84 in.)
Width	1425 mm (56 in.)
Depth	With wheel lift: 1675 mm (66 in.) Without wheel lift: 1400 mm (55 in.)

Because of continuing technological advancements, specifications, models and options are subject to change without notice.

0118AH

Copyright © 2018, Hunter Engineering Company

HUNTER
Engineering Company

www.hunter.com

11250 Hunter Drive, Bridgeton, MO 63044, USA
Tel: 1-314-731-3020, Fax: 1-314-731-0132
Email: international@hunter.com

Form 7450-TE-05, 01/18